

**MEASURE INSTRUCTION**

---

# OUTSIDE MOUNTED SHUTTERS

---

Measuring for shutters is easy. Just follow these simple steps and you will be on your way to ordering beautiful new shutters for your windows.


**Before you start, you will need:**



**A STEEL  
MEASURING TAPE**  
(1/8" increments)



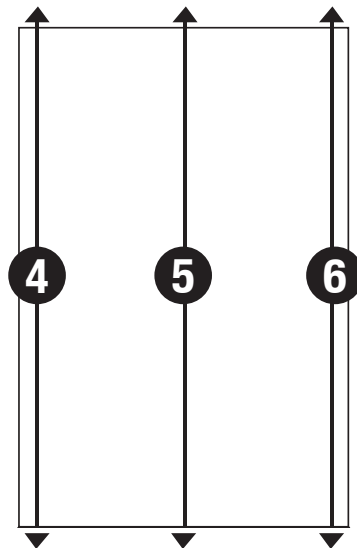
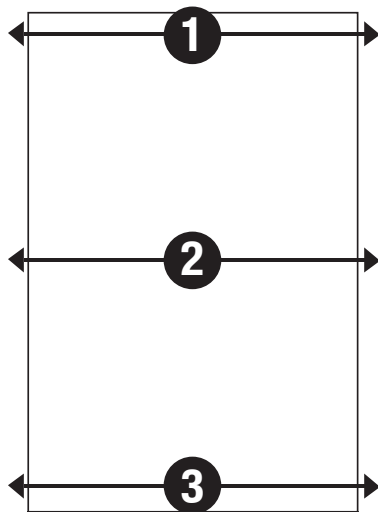
**PENCIL**




**PIECE OF  
PAPER**

You can also download our handy printable measuring worksheet found on all [Selectblinds.com](https://www.selectblinds.com) product pages.

**Measure the inside of the window in 6 locations.** First, measure the exact width from left to right of the inside edge of the window frame in 3 places; the top, middle, and bottom. If these measurements are different, record the largest width measured to the nearest 1/8”.



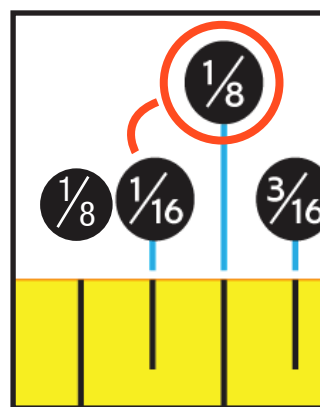

Repeat these steps for the height, but measure from the top to bottom of the window casing in three places; top left, center, and the top right down to the window sill. **Record the largest height measured to the nearest 1/8”.**



**If you are choosing a Standard L Frame shutter, you will add 4” to the width measurement.** For this frame type, you will need to add 2” to the height measurement if you have a window sill, or add 4” to the height if your window does not have a sill.

**If you prefer the 7/8" Modern Frame or the 7/8" Beaded Classic Frame,** you will add 4" to the width measurement. For this frame type, you will need to add 2" to the height measurement if you have a window sill, or add 4" to the height if your window does not have a sill.

**If you prefer the Casing Frame or the 2" Deco Frame w/ insert,** you will add 5 1/2" to the width measurement. For this frame type you will need to add 2 3/4" to the height measurement if you have a window sill, or add 5 1/2" to the height if your window does not have a sill.



**Please remember if you are coming up with 1/16" increments, you will need to round up to the nearest 1/8" .**

**Don't stress,** if you need extra help measuring or ordering your new shutters, feel free to contact our customer service team by phone at **888-257-1840** or by using the Live Chat feature on our website. Our friendly agents are shutter experts and are always happy to help.

\*Representantes que hablan español estan disponibles.  
You also might want to check out our FAQ's or Glossary page for general window covering questions.  
[www.selectblinds.com](http://www.selectblinds.com)